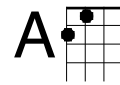


Woo Hoo- The Rock-A-Teens www.muffin.net.nz

N.B.Tab is for uke with low G string

(during drum solo verses etc., don't play tab, and only strum 1 chord per bar)

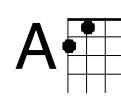
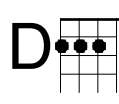
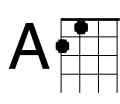
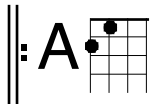
Intro



TAB notation for the Intro section:

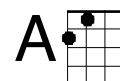
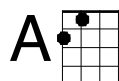
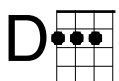
		0 2 3 2 0	0 2 3 2 0
1	1	1	1
2 2 2 2 2 2 2 2	2 2 2 2 2 2 2 2	2	2

Verse and solo patterns



TAB notation for the first part of the Verse and solo patterns:

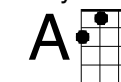
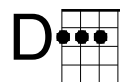
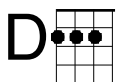
	0 2 3 2 0	0 2 3 2 0	0 2 3 2 0	0 2 3 2 0
1	1	1	2	1
2	2	2	2	2



TAB notation for the second part of the Verse and solo patterns:

0 2 4 2 0		0 2 3 2 0	0 2 3 2 0
2 1		1	1
4	2 5 2	2	2

Woo hoo, woo hoo hoo, woo hoo woo hoo hoo



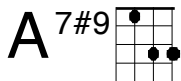
many times

TAB notation for the final part of the Verse and solo patterns:

0 2 3 2 0	0 2 3 2 0	0 2 4 2 0	
2	1	2 1	
2	2	4	2 25 2

Woo hoo, woo hoo hoo, woo hoo woo hoo hoo. Woo hoo, woo hoo. Woo hoo hoo hoo

last time



TAB notation for the final section:

3 3 3 3 3 3 3
3 3 3 3 3 3 3
1 1 1 1 1 1 1
0 0 0 0 0 0 0