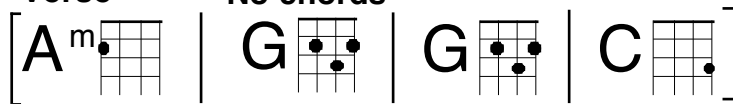


# Pulaski at Night- @ Andrew Bird [www.muffin.net.nz](http://www.muffin.net.nz)

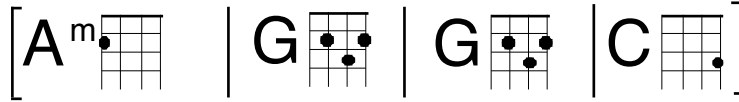
Intro - violin plucking part 1, which carries on into verse

**Verse**

**No chords**

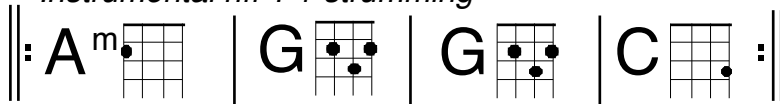


Half empty, half full. Cup runneth over

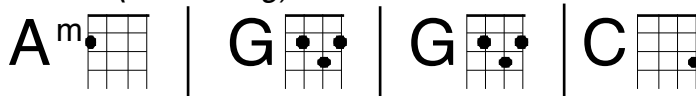


Horns of plenty, coffers full, we're starting over

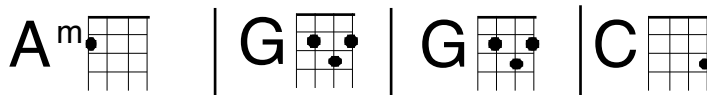
*Instrumental riff 1 + strumming*



**Verse (strumming)**

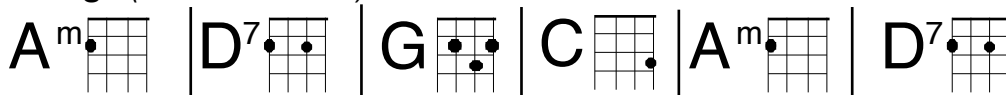


Half empty, half full. Cup runneth over



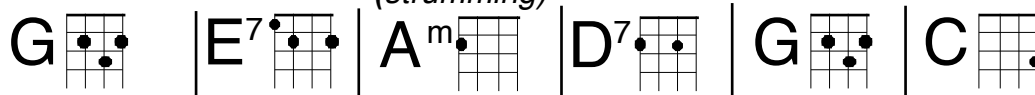
Horns of plenty, coffers full, we're starting over

**Bridge (No chords riff 2)**

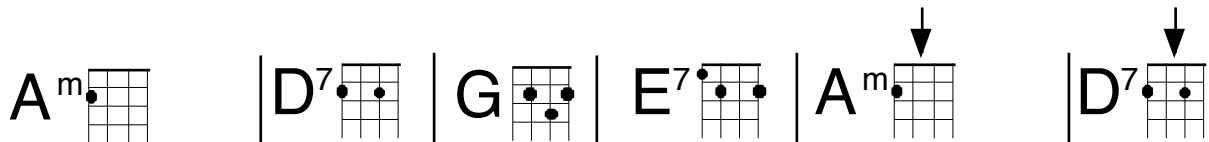


I write you a story, but it loses its thread. And all of my witnesses keep turning up

*(strumming)*

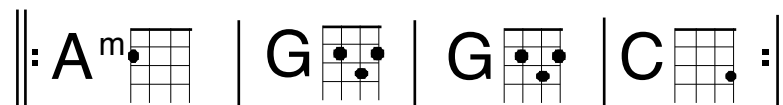
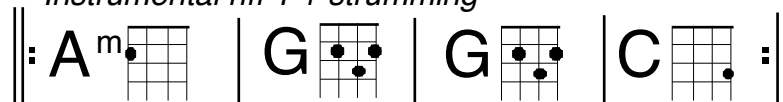


turning up dead. I paint you a picture of Pulaski at night



Come back to Chi-cago, city of, city of light. Come back to Chi-cago

*Instrumental riff 1 + strumming*



Oooh.

Starting over

# Pulaski ...p. 2

Bridge (No chords riff 2)

A<sup>m</sup> | D<sup>7</sup> | G | C | A<sup>m</sup> | D<sup>7</sup> | G | E<sup>7</sup>

A<sup>m</sup> | D<sup>7</sup> | G | C

I paint you a picture but it never looks right

A<sup>m</sup> | D<sup>7</sup> | G | E<sup>7</sup>

Coz I fill in the shadows and block out the, I block out the light

A<sup>m</sup> | D<sup>7</sup> | G | C

I send you a postcard it says Pulaski at night

A<sup>m</sup> | D<sup>7</sup> | G | E<sup>7</sup>

Greeting from Chicago, city of light

A<sup>m</sup> | D<sup>7</sup> | G | E<sup>7</sup> | A<sup>m</sup> | D<sup>7</sup> | D<sup>7</sup>

Come back to Chicago, city of light. Come back to Chicago

Instrumental \*riff 1 + strumming

||: A<sup>m</sup> | G | G | C :||

||: A<sup>m</sup> | G | G | C :||

Oooh.  
Oooh.

Starting over  
Starting over

A<sup>m</sup> | G | G | C

Oooh.

Starting over

# Riffs

Violin part 1- intro and verse 1

No chords

TAB notation for the first riff. The top line (Treble clef) contains the sequence: 0 0 | 2 2 | 3 3 | 3 3 5 3 2. The bottom line (Bass clef) contains a double bar line with a colon. Slanted lines are present below the staff.

TAB notation for the second riff. The top line (Treble clef) contains: 0 0 | 2 2 | 3 3 | 3 3 5 3 2. The bottom line (Bass clef) contains: (3) (3) | 3 3 | (0) (0 2 0). Slanted lines are present below the staff.

Instrumental riff 1

Chord diagrams for Am, G, G, and C. Below them is a TAB notation with the top line: 0 2 5 2 0 | 2 0 | 2 0 | 3 2 3. The bottom line contains: 0 3 | 2 | 2 (4) | 2 0 (2 0). Slanted lines are present below the staff.

Bridge riff 2

Chord diagrams for Am, D7, G, and C. Below them is a TAB notation with the top line: 3 | 3 | 3 2 | 2 0. The bottom line contains: 0 | 2 | 0 | 0. Slanted lines are present below the staff.

Chord diagrams for Am, D7, G, and E7. Below them is a TAB notation with the top line: 3 | 3 | 3 2 | 2 7 5 3 2. The bottom line contains: 0 | 2 | 0 | 4. Slanted lines are present below the staff.