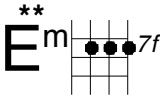
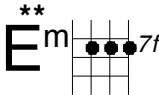
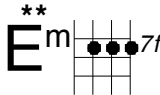
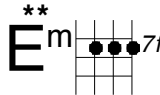


Play that Funky Music- Wild Cherry www.muffin.net.nz

Intro -guitar riff * four bars (no chords)

Verses

al fine

||:  |  |  | 

Once I
|
At

 |  |  | 

was a Boogie singer ...
tried to understand this ...
first it wasn't easy...

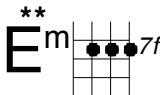
playin' in a rock & roll
I thought that they were
changin' rock & rollin'

band. I
out of their minds. How
minds. And

 |  |  | 

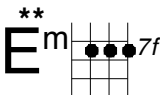
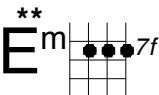
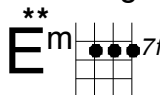
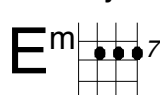
never had no problems ...
could I be so foolish ...
things were getting shaky...

burnin' down one night stands. And
to not see I was the one behind? Well
I thought I'd have to leave it behind. But

 |  |  | 

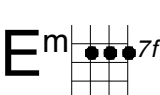
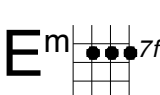
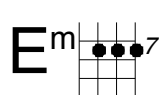
everything around me ...
still I kept on fighting...
now it's so much better ...

got to start to feelin' so low. And
well, losing every step of the way. I said
I'm funkun' out in every way. But I'll

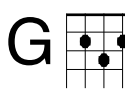
 |  |  | 

I quickly decided...
I must go back there ...
never lose that feelin' ...

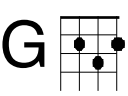
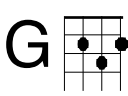

to disco down and check out the show. Yeah they were
and check to see if thing's still the same. Yeah they were
of how I learned my lesson that day. Yeah they were

 |  | 

were dancin' and singin' and movin' to the groovin' and just when it hit me some

 |  | 



body turned around and shouted. Play that funky music white boy... play that funky music

 |  |  | **No chord - but see *****

right.

Play that funky music white boy...

lay down that boogie and

No chord x4 *fine*  x8  :

play that funky music till you die. Play that funky music white boy. Play that funky etc to fade

Play that funky music riffs...p2

* Guitar riff - (no chords for intro) and verse Em patterns

Tablature for guitar riff. Treble clef, two staves (T, B). Rhythm: quarter, quarter, quarter, quarter, quarter, quarter, quarter, quarter. Notes: 0, 0, 7, 5, 7, ho (5 7), 5, 7, 0, 0, 7, 5, 7, ho (5 7).

****Guitar riff for G9 pattern

Tablature for guitar riff for G9 pattern. Treble clef, two staves (T, B). Rhythm: quarter, quarter, quarter, quarter, quarter, quarter, quarter, quarter. Notes: 3, 1, 3, ho (0 2), 1, 3, 3, 1, 3, ho (0 2), 1, 3.

Chord riff for verse (guitar riff above to be played simultaneously)

** Em Em Em F#m Fm Em Em Em F#m Fm

Chord diagrams for Em, F#m, and Fm. Em diagrams show 7f and 6f. F#m diagram shows 9f. Fm diagram shows 8f.

Tablature for the chord riff. Treble clef, two staves (T, B). Rhythm: quarter, quarter, quarter, quarter, quarter, quarter, quarter, quarter. Notes: 7, 7, 6, 7, 9, 8, 7, 7, 6, 7, 9, 8, 7, 7, 6, 7, 9, 8, 0, 0, 0, 0, 0, 0, 0, 0.

uke run down for chorus - no chords are really being played but those below kind of work

*** C Bm A G ** Em

Chord diagrams for C, Bm, A, G, and Em.

Tablature for the uke run down. Treble clef, two staves (T, B). Rhythm: quarter, quarter, quarter, quarter, quarter, quarter, quarter, quarter. Notes: 7, 5, 5, 7, 7, 5, 3, 5, 7, 5, 3, 4, 2, 4.

lay down that boogie and play that funky music 'til you die